

Profile of Students attending Off-Campus Centers: Southeast, Malin Road, Downingtown, Exton, and Chester County Hospital

This report contains profiles of students attending the major off-campus sites of Delaware County Community College.

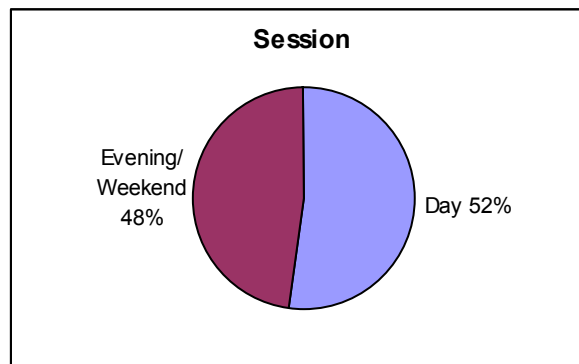
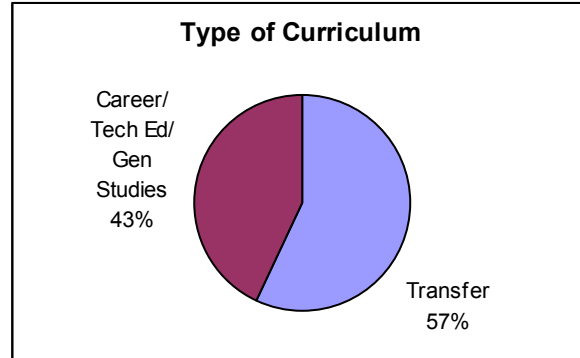
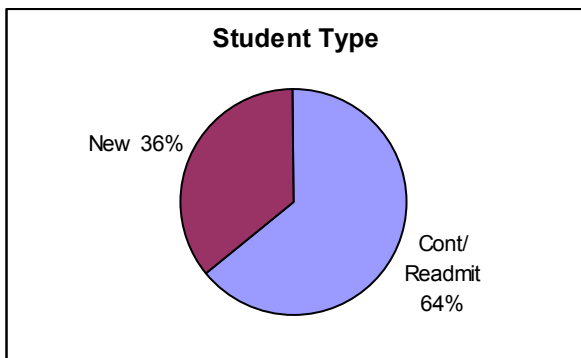
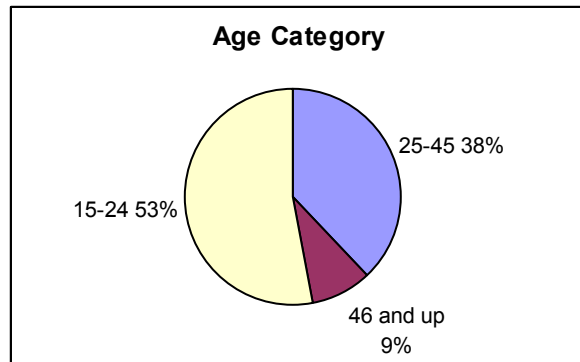
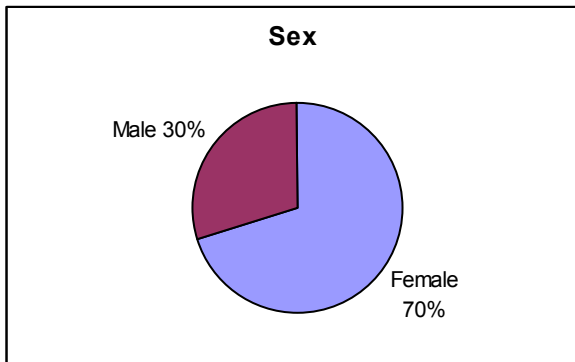
Institutional Effectiveness Office

November 28, 2007

2007 Southeast Highlights

- Southeast students are predominantly (70%) female.
- Median age has decreased at Southeast, compared to previous years.
- The percent of Black/African-American students attending Collingdale/Southeast has increased from 12% in 1993 to 47% in 2007.
- Fifty-seven percent of Southeast students are in transfer curricula; compared to previous years, this percentage was lower in 2006 and 2007.
- Approximately half (52%) of Southeast students attend during the day.
- Over half (56%) of new students at Southeast are seeking an Associate degree.
- New students acquire information about DCCC primarily from family or friends, the DCCC website, and high school counselors.
- Thirty eight percent of new Southeast students are first generation college students.

2007 Southeast Profile



Collingdale/Southeast Profile

	Fall 2003	Fall 2004	Fall 2005	Fall 2006	Fall 2007
<u>Sex</u>					
% Female	73%	71%	69%	73%	70%
% Male	27%	29%	31%	27%	30%
<u>Age Category</u>					
% 15-24	45%	49%	49%	46%	53%
% 25-45	42%	40%	37%	42%	38%
% 46 and up	13%	11%	14%	12%	9%
Median Age	26.0	25.0	25.0	26.0	24.0
<u>Race</u>					
% Black/African-American	32%	37%	37%	45%	47%
% Asian	1%	1%	1%	1%	2%
% Hispanic	1%	1%	1%	2%	1%
<u>Residence: School District</u>					
Southeast Delco	26%	31%	30%	30%	32%
Upper Darby	20%	19%	17%	17%	16%
Interboro	16%	16%	17%	16%	16%
William Penn	18%	14%	15%	17%	15%
Ridley	11%	9%	10%	7%	8%
Springfield	3%	3%	2%	2%	3%
Philadelphia	1%	3%	4%	5%	3%
Chester-Upland	3%	2%	2%	2%	2%
Haverford	1%	1%	1%	1%	<1%
Total from these districts	99%	98%	98%	97%	95%
<u>Student Type</u>					
% New	29%	35%	35%	38%	36%
% Continuing/Readmit	71%	65%	65%	62%	64%
<u>Curriculum</u>					
% Transfer	72%	73%	68%	55%	57%
% Career/Tech/Gen Studies	28%	27%	32%	45%	43%
<u>Enrollment Status</u>					
Full Time	25%	24%	27%	27%	27%
Part Time	75%	76%	73%	73%	73%
<u>Session</u>					
Day	48%	53%	54%	51%	52%
Evening/Weekend	52%	47%	46%	49%	48%
Mean GPA	2.9	2.9	3	2.8	2.9

Profile of New Southeast Students

	Fall 2006	Fall 2007
Goals of NEW Students		
Prepare for a New Job	40%	37%
Improve Job Skills	24%	13%
Transfer	25%	38%
Personal Interest	11%	12%
Prepare for retirement	1%	0%
% of NEW Students Seeking Associate Degree	49%	56%

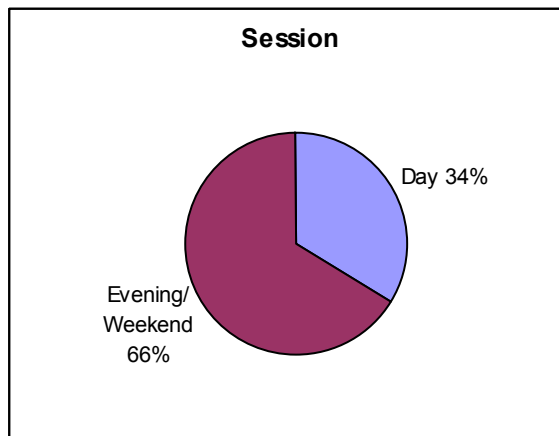
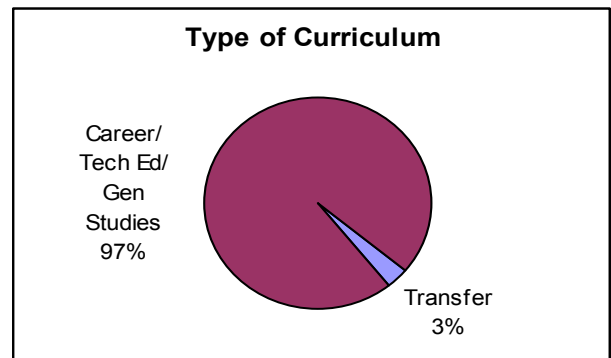
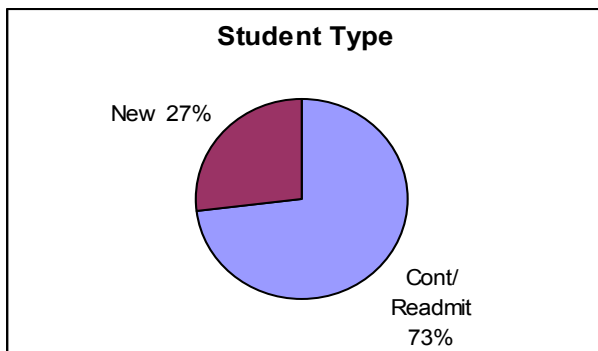
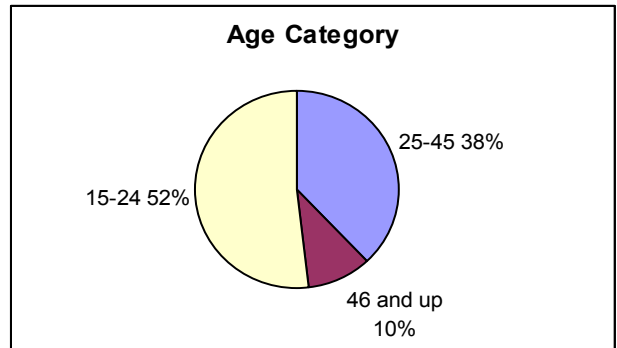
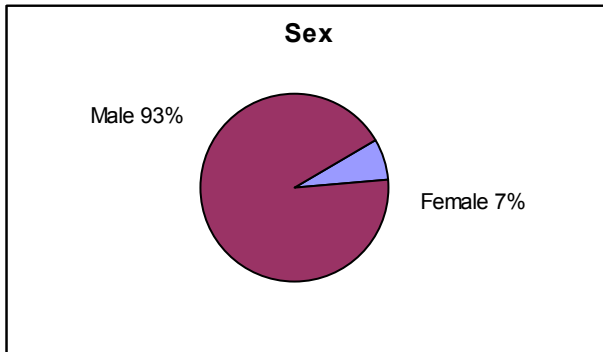
Primary source of information about DCCC:

Family or Friends	41%	46%
DCCC website	18%	15%
High school counselors	9%	14%
DCCC brochures, catalog, etc	18%	12%
High school faculty	7%	8%
DCCC employee	6%	2%
Local newspaper	1%	2%
Other Internet resources	1%	1%
Radio	0%	<1%
Percent who are first generation college students (neither parent attended college)	46%	38%

2007 Malin Road Highlights

- Malin Road students are predominantly (93%) male.
- The median age of Malin Road students dropped to 24.0 years.
- Eighteen percent of Malin Road students reside in Chester County.
- Most students attending Malin Road (97%) are in career or technical curricula.
- Most Malin Road students (66%) attend in the evening; this percentage is lower, compared to previous years.
- Most new students learn about DCCC from family or friends, the DCCC website, or DCCC publications.
- Forty-two percent of new students are first generation college students.

2007 Malin Road Profile



Malin Road Profile

	Fall 2003	Fall 2004	Fall 2005	Fall 2006	Fall 2007
<u>Sex</u>					
% Female	9%	8%	8%	7%	7%
% Male	91%	92%	92%	93%	93%
<u>Age Category</u>					
% 15-24	36%	44%	42%	44%	52%
% 25-45	50%	45%	44%	44%	38%
% 46 and up	14%	10%	14%	13%	10%
Median Age	29.0	26.0	26.0	26.0	24.0
<u>Race</u>					
% Black/African-American	10%	12%	9%	9%	9%
% Asian	2%	2%	3%	2%	3%
% Hispanic	2%	2%	1%	2%	1%
<u>Residence: School District</u>					
Chester County	14%	14%	15%	14%	18%
Upper Darby	18%	15%	15%	15%	14%
Haverford	7%	8%	6%	7%	7%
Interboro	6%	6%	6%	6%	7%
Southeast Delco	7%	5%	6%	6%	7%
Ridley	6%	7%	7%	8%	6%
Rose Tree Media	5%	4%	3%	6%	6%
Marple Newtown	2%	2%	4%	5%	4%
Springfield	6%	3%	5%	5%	4%
Penn Delco	4%	6%	5%	4%	4%
Philadelphia	4%	5%	2%	3%	4%
William Penn	5%	5%	5%	4%	3%
Chichester	3%	3%	3%	4%	3%
Montgomery County	1%	2%	3%	3%	3%
Chester-Upland	4%	4%	2%	1%	1%
Total from these districts	92%	89%	87%	91%	91%
<u>Student Type</u>					
% New	34%	31%	27%	27%	27%
% Continuing/Readmit	66%	69%	73%	73%	73%
<u>Curriculum</u>					
% Transfer	5%	5%	2%	2%	3%
% Career/Tech/Gen Studies	95%	95%	98%	98%	97%
<u>Enrollment Status</u>					
Full Time	14%	15%	17%	18%	22%
Part Time	86%	85%	83%	82%	78%
<u>Session</u>					
Day	29%	30%	28%	28%	34%
Evening	71%	70%	72%	72%	66%
Mean GPA	2.9	3.0	3.1	3.0	3.1

Profile of New Malin Road Students

	Fall 2006	Fall 2007
Goals of NEW Students		
Prepare for a New Job	44%	49%
Improve Job Skills	47%	37%
Transfer	1%	2%
Personal Interest	8%	11%
Prepare for retirement	<1%	1%
% of NEW Students Seeking Associate Degree	7%	17%

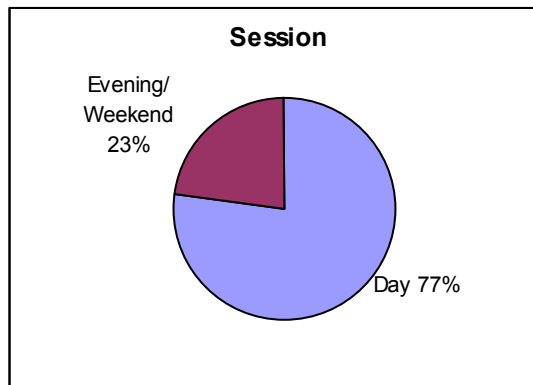
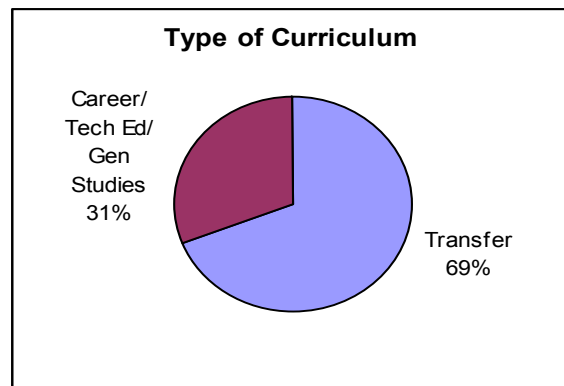
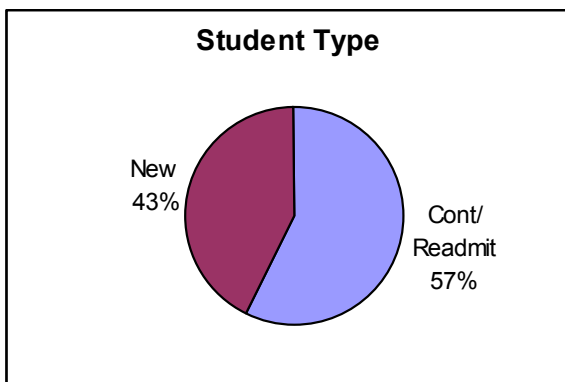
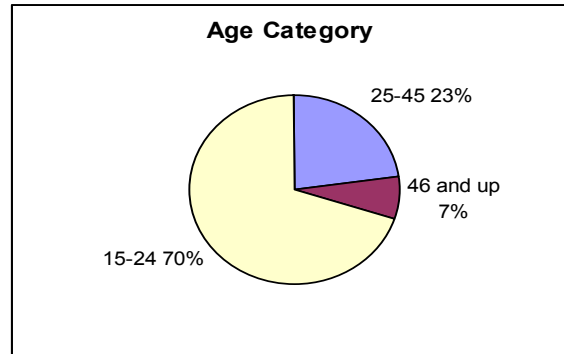
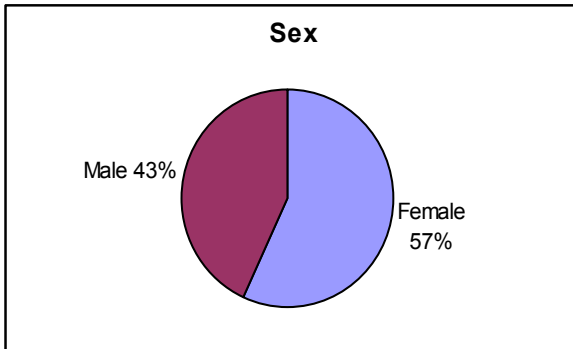
Primary source of Information about DCCC:

Family or Friends	37%	32%
DCCC website	22%	24%
DCCC brochures, catalog, etc.	19%	19%
DCCC employee	3%	8%
High school counselor	3%	7%
Other Internet resources	6%	5%
High school faculty	6%	4%
Local Newspapers	4%	1%
Radio	0%	0%
Percent who are first generation college students (neither parent attended college)	40%	42%

2007 Downingtown Highlights

- A majority of students attending Downingtown are female (57%).
- The Downingtown student population is young (median age 21); 70% are under age 25.
- Black/African-American students represent 12% of all Downingtown students.
- Forty-three percent of Downingtown students are new to DCCC.
- Most (69%) Downingtown students are in transfer curricula; this percent is lower in 2006 and 2007, compared to previous years.
- Over three-quarters (77%) of Downingtown students attend during the day.
- Forty-four percent of new students are seeking an Associate degree.
- Most new students acquired information about DCCC through family or friends, the DCCC website, high school counselors, or DCCC publications
- Twenty-nine percent of new students are first generation college students.

2007 Downingtown Profile



Downingtown Profile

	Fall 2003	Fall 2004	Fall 2005	Fall 2006	Fall 2007
Sex					
% Female	61%	57%	58%	55%	57%
% Male	39%	43%	42%	45%	43%
Age Category					
% 15-24	72%	72%	73%	74%	70%
% 25-45	24%	23%	22%	20%	23%
% 46 and up	4%	5%	5%	6%	7%
Median Age	21.0	20.0	20.0	20.0	21.0
Race					
% Black/African-American	10%	11%	10%	9%	12%
% Asian	1%	1%	1%	2%	1%
% Hispanic	3%	3%	4%	3%	2%
Residence: School District					
Downingtown	34%	34%	37%	37%	36%
Coatesville	28%	27%	27%	26%	24%
West Chester	13%	12%	10%	12%	12%
Other Chester County	6%	6%	7%	6%	6%
Octorara	6%	6%	4%	4%	4%
Kennett Square	1%	1%	2%	2%	2%
Phoenixville	1%	2%	1%	1%	2%
Great Valley	2%	3%	1%	1%	1%
Avon Grove	1%	1%	1%	1%	1%
Owen Roberts	1%	1%	1%	1%	1%
Oxford	1%	1%	1%	1%	1%
Unionville	1%	1%	<1%	0%	1%
Tredyffrin/Easttown	0%	0%	1%	<1%	<1%
Total from these districts	95%	95%	93%	92%	91%
Student Type					
% New	44%	43%	44%	41%	43%
% Continuing/Readmit	56%	57%	56%	59%	57%
Curriculum					
% Transfer	84%	83%	81%	72%	69%
% Career/Tech/Gen Studies	16%	17%	19%	28%	31%
Enrollment Status					
Full Time	52%	50%	55%	56%	48%
Part Time	48%	50%	45%	44%	52%
Session					
Day	76%	82%	82%	79%	77%
Evening/Weekend	24%	18%	18%	21%	23%
Mean GPA	2.8	2.8	2.9	2.9	2.9

Profile of New Downingtown Students

	Fall 2006	Fall 2007
Goals of NEW Students		
Prepare for a New Job	32%	31%
Improve Job Skills	9%	8%
Transfer	48%	49%
Personal Interest	11%	12%
Prepare for retirement	0%	0%
% of NEW Students Seeking Associate Degree	40%	44%

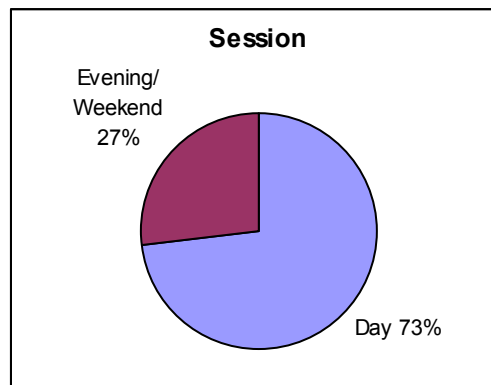
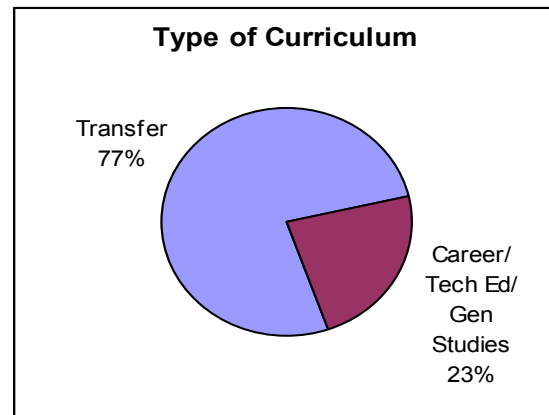
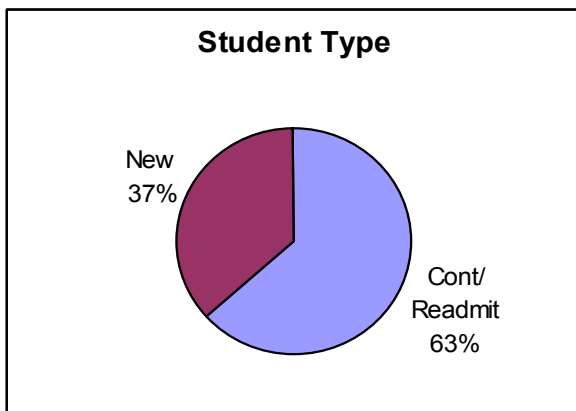
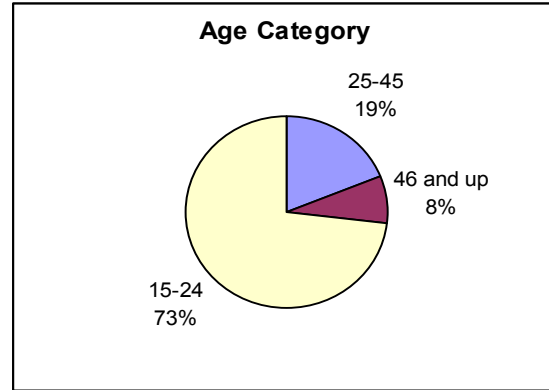
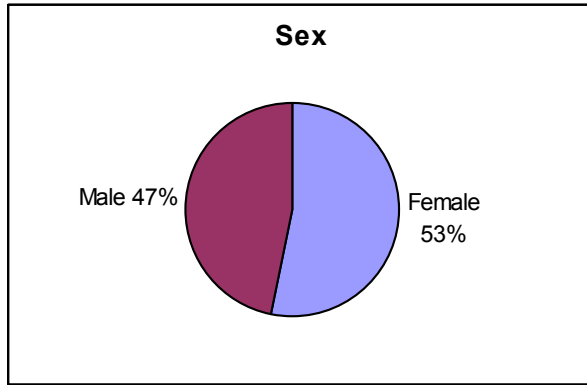
Primary source of information about DCCC:

Family or Friends	37%	44%
DCCC website	16%	18%
High school counselor	17%	14%
DCCC brochures, catalog, etc.	14%	11%
High school faculty	8%	7%
DCCC employee	4%	3%
Other Internet resources	1%	2%
Local Newspaper	1%	0%
Radio	1%	0%
Percent who are first generation college students (neither parent attended college)	30%	29%

2007 Exton Highlights

- Most students attending Exton are female (53%).
- Almost three-quarters (73%) of Exton students are under age 25. The median age is 21.0.
- Black/African-American students represent 7% of Exton students.
- Most Exton students (63%) are continuing or readmit students.
- Over three-quarters (77%) of Exton students are in transfer curricula.
- Almost three-quarters of Exton students (73%) attend during the day.
- Forty percent of new students are seeking an Associate degree.
- Most new students acquired information about DCCC from family or friends or from the DCCC website.
- Twenty-four percent of new Exton students are first generation college students.

2007 Exton Profile



Exton Profile

	Fall 2003	Fall 2004	Fall 2005	Fall 2006	Fall 2007
Sex					
% Female	54%	55%	55%	56%	53%
% Male	46%	45%	45%	44%	47%
Age Category					
% 15-24	65%	71%	69%	69%	73%
% 25-45	27%	24%	26%	25%	19%
% 46 and up	8%	6%	5%	6%	8%
Median Age	22.0	21.0	21.0	21.0	21.0
Race					
% Black/African-American	9%	8%	9%	10%	7%
% Asian	2%	1%	1%	2%	3%
% Hispanic	2%	2%	2%	2%	2%
Residence: School District					
Downingtown	24%	25%	27%	31%	29%
West Chester	28%	27%	27%	24%	25%
Coatesville	16%	16%	14%	15%	14%
Great Valley	6%	6%	7%	7%	8%
Phoenixville	3%	3%	4%	4%	3%
Octorara	2%	4%	3%	2%	3%
Kennett Square	1%	2%	1%	2%	1%
Avon Grove	1%	1%	1%	1%	1%
Owen Roberts	1%	1%	1%	1%	1%
Tredyffrin/Easttown	1%	1%	1%	1%	1%
Unionville	1%	1%	1%	1%	1%
Oxford	1%	<1%	1%	1%	<1%
Other Chester County	4%	2%	3%	3%	3%
Total from these districts	89%	89%	91%	93%	90%
Student Type					
% New	38%	39%	39%	39%	37%
% Continuing/Readmit	62%	61%	61%	61%	63%
Curriculum					
% Transfer	79%	81%	78%	75%	77%
% Career/Tech/Gen Studies	21%	19%	22%	25%	23%
Enrollment Status					
Full Time	43%	42%	42%	49%	52%
Part Time	57%	58%	58%	51%	48%
Session					
Day	65%	66%	68%	72%	73%
Evening/Weekend	35%	34%	32%	28%	27%
Mean GPA	2.9	2.8	3.0	2.9	2.9

Profile of New Exton Students

	Fall 2006	Fall 2007
Goals of NEW Students		
Prepare for a New Job	32%	29%
Improve Job Skills	18%	9%
Transfer	41%	53%
Personal Interest	9%	11%
Prepare for retirement	1%	0%
% of NEW Students Seeking Associate Degree	39%	40%

Primary source of information about DCCC:

Family or Friends	42%	43%
High school counselor	8%	19%
DCCC website	24%	14%
DCCC brochures, catalog, etc.	11%	13%
High school faculty	8%	6%
DCCC employee	4%	4%
Local Newspaper	2%	2%
Other Internet resources	<1%	0%
Radio	0%	0%
Percent who are first generation college students (neither parent attended college)	24%	24%

2007 Chester County Hospital Highlights

- The typical DCCC student at Chester County Hospital is a female between the ages of 25 and 45.

Chester County Hospital Profile

	Fall 2003	Fall 2004	Fall 2005	Fall 2006	Fall 2007
<u>Sex</u>					
% Female	86%	88%	85%	91%	89%
% Male	14%	12%	15%	9%	11%
<u>Age Category</u>					
% 15-24	22%	12%	13%	24%	24%
% 25-45	63%	80%	79%	68%	66%
% 46 and up	14%	8%	8%	8%	10%
Median Age	33.0	34.0	34.0	32.5	30.0
<u>Race</u>					
% Black/African-American	6%	8%	2%	1%	3%
% Asian	4%	4%	2%	4%	3%
% Hispanic	2%	2%	0%	0%	1%
<u>Residence: School District</u>					
Downingtown	16%	18%	23%	29%	35%
West Chester	37%	36%	28%	22%	28%
Coatesville	12%	10%	13%	20%	12%
Great Valley	8%	4%	9%	11%	6%
Kennett	6%	0%	4%	4%	4%
Octorara	4%	4%	0%	1%	2%
Phoenixville	4%	0%	0%	0%	2%
Oxford	4%	6%	0%	3%	1%
Tredyffrin/Easttown	0%	2%	6%	3%	1%
Upper Darby	0%	0%	0%	0%	0%
Total from these districts	91%	80%	83%	93%	91%
<u>Student Type</u>					
% New	2%	2%	2%	5%	1%
% Continuing	96%	92%	92%	93%	97%
% Readmit	2%	6%	6%	1%	2%
<u>Curriculum</u>					
% Transfer	10%	6%	0%	1%	0%
% Career Ed/Tech/Gen. Studies	90%	94%	100%	99%	100%
<u>Enrollment Status</u>					
Full Time	0%	4%	11%	14%	6%
Part Time	100%	96%	89%	86%	94%
<u>Session</u>					
Day	100%	100%	100%	84%	53%
Evening/Weekend	0%	0%	0%	16%	47%
Mean GPA	3.3	3.4	3.4	3.5	3.3